

**BIO MEDICAL WASTE DAILY GENERATION RECORD**

Reference SOP No. & Title: 07-51 & Handling of Bio Medical Waste

Date	Generated Quantity (Kg's)				Total Quantity (Kg's)	Method of Storage	Received by
	Yellow	Red	Blue	White			
03/01/2026	Nil	Nil	Nil	Nil	Nil	Nil	Nil
03/02/2026	385.5	65	27.5	2.4	480.4	Yellow/red Nonchlorinated bag's	<u>SIB</u> 03/02/2026
03/03/2026	210.8	38.7	11.5	2.2	263.2	Yellow/red Non chlorinated bag's	<u>SIB</u> 03/03/2026
03/04/2026	196.5	25.6	10.8	2.4	235.3	Yellow/red Non chlorinated	<u>SIB</u> 03/04/2026
03/05/2026	120.9	20.7	12.6	3.6	157.8	Yellow/red Non chlorinated bag's	<u>SIB</u> 03/05/2026
03/06/2026	150.3	28.3	10.4	3.3	192.3	Yellow/red Non chlorinated bag's	<u>SIB</u> 03/06/2026
03/07/2026	Nil	Nil	Nil	Nil	Nil	Nil	Nil
03/08/2026	Nil	Nil	Nil	Nil	Nil	Nil	Nil
03/09/2026	338.9	28.8	15.4	7.5	390.6	Yellow/red Non chlorinated bag's	<u>SIB</u> 03/09/2026
03/10/2026	117.6	22.4	16.1	3.4	159.5	Yellow/red Non chlorinated bag's	<u>SIB</u> 03/10/2026
03/11/2026	120.2	18.5	9.4	2.9	151	Yellow/red Non chlorinated bag's	<u>SIB</u> 03/11/2026

**BIO MEDICAL WASTE DAILY GENERATION RECORD**

Reference SOP No. & Title: 07-51 & Handling of Bio Medical Waste

Date	Generated Quantity (Kg's)				Total Quantity (Kg's)	Method of Storage	Received by
	Yellow	Red	Blue	White			
03/12/2026	140.7	28.3	11.8	3	183.8	Yellow/red Non chlorinated bags	<u>PBB</u> 03/12/2026
03/13/2026	138.9	29.2	10.8	2.5	181.4	Yellow/red Non chlorinated bags	<u>PBB</u> 03/13/2026
03/14/2026	Nil	Nil	Nil	Nil	Nil	Nil	Nil
03/15/2026	Nil	Nil	Nil	Nil	Nil	Nil	Nil
03/16/2026	398.8	31.4	14.8	3.6	448.6	Yellow/red Non chlorinated bags	<u>PBB</u> 04/15/2026
03/17/2026	140.8	28.7	22.1	4.5	196.1	Yellow/red Non chlorinated bags	<u>PBB</u> 03/17/2026
03/18/2026	121.7	30.5	14.2	5.1	174.5	Yellow/red Non chlorinated bags	<u>PBB</u> 03/18/2026
03/19/2026	Nil	Nil	Nil	Nil	Nil	Nil	Nil
03/20/2026	319.3	26.4	18.6	1.1	365.4	Yellow/red Non chlorinated bags	<u>PBB</u> 03/20/2026
03/21/2026	Nil	Nil	Nil	Nil	Nil	Nil	Nil
03/22/2026	Nil	Nil	Nil	Nil	Nil	Nil	Nil

**BIO MEDICAL WASTE DAILY GENERATION RECORD**

Reference SOP No. & Title: 07-51 & Handling of Bio Medical Waste

Date	Generated Quantity (Kg's)				Total Quantity (Kg's)	Method of Storage	Received by
	Yellow	Red	Blue	White			
03/23/2026	380.2	24.2	14.8	1.4	420.6	Yellow/red Non chlorinated bags	<u>RSB</u> 03/23/2026
03/24/2026	186.5	12.9	13.3	2.1	214.8	Yellow/red Non chlorinated bags	<u>RSB</u> 03/24/2026
03/25/2026	170.2	11.8	12.8	1.2	196	Yellow/red Non chlorinated bags	<u>RSB</u> 03/25/2026
03/26/2026	176.4	10.8	12.1	2.1	201.4	Yellow/red Non chlorinated bags	<u>RSB</u> 03/26/2026
03/27/2026	169.5	13.2	10.4	3.4	196.5	Yellow/red Non chlorinated bags	<u>RSB</u> 03/27/2026
03/28/2026	Nil	Nil	Nil	Nil	Nil	Nil	Nil
03/29/2026	Nil	Nil	Nil	Nil	Nil	Nil	Nil
03/30/2026	389.8	26.4	10.2	9.9	436.3	Yellow/red Non chlorinated bags	<u>RSB</u> 03/30/2026
03/31/2026	177.5	10.4	9.7	1	198.6	Yellow/red Non chlorinated bags	<u>RSB</u> 03/31/2026
Total	-	-	-	-	5444.1 kgs		-
-	-	-	-	-	-	-	<u>RSB</u> 04/01/2026






BIO MEDICAL WASTE DISPOSAL DETAILS

Reference SOP No. & Title: 07-51 & Handling of Bio Medical Waste

Date	Category of waste				Total Qty (Kgs)	Vehicle Number	Sent By (Sign & Date)	Received By (Sign & Date)
	Yellow (Kgs)	Red (Kgs)	Blue (Kgs)	White (Kgs)				
03/02/26	385.5	65.0	27.5	2.4	480.4	TS06UA 8352	 03/02/26	Jaipal
03/04/26	420.8	60.6	14.1	3.0	498.5	TS06UA 8352	 03/04/26	Rajesh
03/06/26	296.4	39.1	10.5	4.1	350.1	TS09UD 1735	 03/06/26	Binesh
03/09/26	340.9	22.6	20.8	6.3	390.6	TS06UA 8352	 03/09/26	U. Praveen
03/11/26	271.2	19.3	16.9	3.1	310.5	TS06UA 8352	 03/11/26	Sai
03/13/26	309.7	36.1	11.3	8.1	365.2	TS09UD 1735	 03/13/26	Jaipal
03/16/26	396.8	31.3	18.4	2.1	448.6	TS06UA 8352	 03/16/26	Sai
03/18/26	340.3	19.5	9.1	1.7	370.6	TS06UA 8352	 03/18/26	Sai
03/20/26	320.2	25.6	12.2	7.4	365.4	TS09UD 1735	 03/20/26	Jaipal
03/23/26	386.4	22.1	8.4	3.7	420.6	TS06UA 8352	 03/23/26	Rajesh
03/25/26	370.8	18.9	13.9	7.2	410.8	TS06UA 8352	 03/25/26	U. Praveen

**BIO MEDICAL WASTE DISPOSAL DETAILS**

Reference SOP No. & Title: 07-51 & Handling of Bio Medical Waste

Date	Category of waste				Total Qty (Kgs)	Vehicle Number	Sent By (Sign & Date)	Received By (Sign & Date)
	Yellow (Kgs)	Red (Kgs)	Blue (Kgs)	White (Kgs)				
03/27/26	355.9	21.6	13.6	6.8	397.9	TS09UD 1735	 03/27/26	
03/30/26	389.8	26.4	10.2	9.9	436.3	TS06VA 8352	 03/30/26	
Total	-	-	-	-	5245.5 Kgs	-	-	-
NA								
 04/01/2026.								