

BIO MEDICAL WASTE DAILY GENERATION RECORD

Reference SOP No. & Title: 07-51 & Handling of Bio Medical Waste

Date	Generated Quantity (Kg's)				Total Quantity (Kg's)	Method of Storage	Received by
	Yellow	Red	Blue	White			
04/01/2026	379.2	21.4	7.9	6.8	415.3	Yellow/red Non chlorinated bags	<u>SIB</u> 04/01/2026
04/02/2026	195.4	16.3	3.2	2.9	217.8	Yellow/red Non chlorinated bags	<u>SIB</u> 04/02/2026
04/03/2026	150.7	21.8	9.6	5.3	187.4	Yellow/red Non chlorinated bags	<u>SIB</u> 04/03/2026
04/04/2026	Nil	Nil	Nil	Nil	Nil	Nil	Nil
04/05/2026	Nil	Nil	Nil	Nil	Nil	Nil	Nil
04/06/2026	420.3	34.8	15.6	9.9	480.6	Yellow/red Non chlorinated bags	<u>SIB</u> 04/06/2026
04/07/2026	210.8	10.6	9.3	7.4	238.1	Yellow/red Non chlorinated bags	<u>SIB</u> 04/07/2026
04/08/2026	186.9	9.1	4.6	1.5	202.1	Yellow/red Non chlorinated bags	<u>SIB</u> 04/08/2026
04/09/2026	215.5	10.6	6.3	4.4	236.8	Yellow/red Non chlorinated bags	<u>SIB</u> 04/09/2026
04/10/2026	175.2	11.1	7.7	5.0	199.0	Yellow/red Non chlorinated bags	<u>SIB</u> 04/10/2026
04/11/2026	Nil	Nil	Nil	Nil	Nil	Nil	Nil

BIO MEDICAL WASTE DAILY GENERATION RECORD

Reference SOP No. & Title: 07-51 & Handling of Bio Medical Waste

Date	Generated Quantity (Kg's)				Total Quantity (Kg's)	Method of Storage	Received by
	Yellow	Red	Blue	White			
04/12/2026	Nil	Nil	Nil	Nil	Nil	Nil	Nil
04/13/2026	430.8	28.2	7.9	8.3	475.2	Yellow/red Non chlorinated bags	<u>SBB</u> 04/13/2026
04/14/2026	215.3	13.8	6.2	3.1	238.4	Yellow/red Non chlorinated bags	<u>SBB</u> 04/14/2026
04/15/2026	198.1	9.1	2.2	2.3	211.7	Yellow/red Non chlorinated bags	<u>SBB</u> 04/15/2026
04/16/2026	205.6	18.7	7.6	6.6	238.5	Yellow/red Non chlorinated bags	<u>SBB</u> 04/16/2026
04/17/2026	200.4	14.6	4.3	2.5	221.8	Yellow/red Non chlorinated bags	<u>SBB</u> 04/17/2026
04/18/2026	Nil	Nil	Nil	Nil	Nil	Nil	Nil
04/19/2026	Nil	Nil	Nil	Nil	Nil	Nil	Nil
04/20/2026	376.1	19.4	11.6	8.3	415.4	Yellow/red Non chlorinated bags	<u>SBB</u> 04/20/2026
04/21/2026	160.3	12.8	7.9	4.2	185.2	Yellow/red Non chlorinated bags	<u>SBB</u> 04/21/2026
04/22/2026	155.6	14.4	10.2	5.1	185.3	Yellow/red Non chlorinated bags	<u>SBB</u> 04/22/2026

BIO MEDICAL WASTE DAILY GENERATION RECORD

Reference SOP No. & Title: 07-51 & Handling of Bio Medical Waste

Date	Generated Quantity (Kg's)				Total Quantity (Kg's)	Method of Storage	Received by
	Yellow	Red	Blue	White			
04/23/2026	178.2	10.1	9.4	5.6	203.3	Yellow/red Non chlorinated bags	<u>SJB</u> 04/23/2026
04/24/2026	180.3	11.5	7.5	4.1	203.4	Yellow/red Non chlorinated bags	<u>SJB</u> 04/24/2026
04/25/2026	Nil	Nil	Nil	Nil	Nil	Nil	Nil
04/26/2026	Nil	Nil	Nil	Nil	Nil	Nil	Nil
04/27/2026	394.3	30.2	16.4	14.3	455.2	Yellow/red Non chlorinated bags	<u>SJB</u> 04/27/2026
04/28/2026	176.4	16.4	8.7	6.3	207.8	Yellow/red Non chlorinated bags	<u>SJB</u> 04/28/2026
04/29/2026	180.6	14.2	8.2	4.9	207.9	Yellow/red Non chlorinated bags	<u>SJB</u> 04/29/2026
04/30/2026	139.1	12.3	7.8	3.3	162.5	Yellow/red Non chlorinated bags	<u>SJB</u> 04/30/2026
Total -	5125.1	361.4	180.1	122.1	5788.7	-	-
				NA			<u>SJB</u> 04/30/2026

BIO MEDICAL WASTE DISPOSAL DETAILS





Reference SOP No. & Title: 07-51 & Handling of Bio Medical Waste

Date	Category of waste				Total Qty (Kgs)	Vehicle Number	Sent By (Sign & Date)	Received By (Sign & Date)
	Yellow (Kgs)	Red (Kgs)	Blue (Kgs)	White (Kgs)				
04/01/26	370.9	18.0	16.4	10.0	415.3	TS 09 UC 2908	B 04/01/26	Rajesh
04/03/26	355.1	29.3	12.5	8.3	405.2	TS 06 UA 8352	B 04/03/26	U. Praveen
04/06/26	420.3	34.8	15.6	9.9	480.6	TS 06 UA 8352	B 04/06/26	Binesh
04/08/26	410.2	15.9	7.9	6.2	440.2	TS 09 UD 1735	J 04/08/26	Maresh
04/10/26	393.4	24.2	11.4	6.8	435.8	TS 09 UC 2908	B 04/08/26	Ramesh
04/13/26	430.8	28.2	7.9	8.3	475.2	TS 06 UA 8352	B 04/13/26	Sai
04/15/26	409.6	20.4	13.3	6.8	450.1	TS 09 UC 2908	J 04/15/26	malesh
04/17/26	410.4	29.9	12.6	7.4	460.3	TS 09 UC 2908	B 04/17/26	praveen
04/20/26	376.1	19.4	11.6	8.3	415.4	TS 09 UD 1735	J 04/20/26	Sai
04/22/26	341.7	18.6	6.1	4.1	370.5	TS 06 UA 8352	J 04/22/26	Anish
04/24/26	356.4	28.7	10.3	11.3	406.7	TS 09 UC 2908	J 04/24/26	Talpal

BIO MEDICAL WASTE DISPOSAL DETAILS



Reference SOP No. & Title: 07-51 & Handling of Bio Medical Waste

Date	Category of waste				Total Qty (Kgs)	Vehicle Number	Sent By (Sign & Date)	Received By (Sign & Date)
	Yellow (Kgs)	Red (Kgs)	Blue (Kgs)	White (Kgs)				
04/27/26	394.3	30.2	16.4	14.3	455.2	TS 09 UD1735	 04/27/26	Rajesh
04/29/26	382.6	15.8	11.2	6.1	415.7	TS 09 UD1735	 04/29/26	Jaipal
04/30/26	139.1	12.3	7.8	3.3	162.5	TS 09 UC2908	 04/30/26	mallesh
Total:	-	-	-	-	5788.7 Kgs		-	-
NA								
 04/30/2026								